

1 Complete the sentences to describe the groups.



There are plates.

Each plate has cakes.

There are equal groups of



There are bags.

Each bag has apples.

There are equal groups of

2 Kim has 6 equal groups of 5

a) Use cubes to represent this.

b) Draw your cubes.

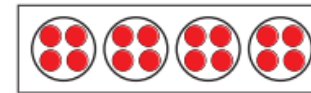
What could the cubes represent?

Talk about it with a partner.

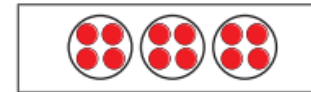


3 Match the statements to the representations.

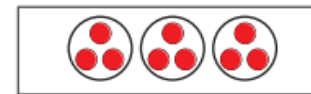
3 equal groups of 4



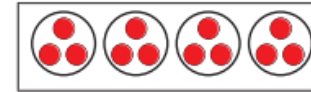
3 equal groups of 3



4 equal groups of 3



4 equal groups of 4



Arrange the coins into 3 equal groups.

How many coins are there in each group?

5 What would 5 equal groups of 0 look like?


Draw your answer.

What could the number story be?



3 Match the statements to the representations.

3 equal groups of 4




3 equal groups of 3



4 equal groups of 3



4 equal groups of 4



Arrange the coins into 3 equal groups.
How many coins are there in each group?


5 What would 5 equal groups of 0 look like?

Draw your answer.

What could the number story be?



6 Dani makes an array.



a) Circle 4 groups of 2

Do this in two different ways.

b) Circle 2 groups of 4

Do this in two different ways.

7 Filip has used counters to represent 5 equal groups of 3

a) Use more counters to represent 5 equal groups of 4

b) How many more counters did you use?

c) What do you notice?



8



a) How many ways can you arrange the flowers into equal groups?

b) How do you know you have found all the ways?



