





Table to show the number of human features on West End in Osmotherley

	houses	
	pubs	
	cafes	
	roads	

Which human feature do you see the most? Why do you think that is?