

Good morning Y3s, Here is your maths learning for today. Please follow the link <https://whiterosemaths.com/homelearning/year-3/> and find Summer Term, Week 9 - lesson 3 '**Vertical and Horizontal**' then complete the worksheet below. The answers are at the end.

Horizontal and vertical

- 1 Circle the line that is horizontal.



- 2 Circle the line that is vertical.



- 3 Use a ruler to draw the lines.

- a) Draw a horizontal line 5 cm long.



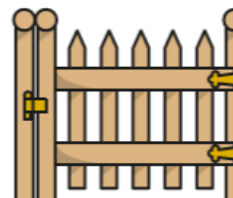
- b) Draw a line that is not horizontal or vertical.



- c) Draw a vertical line 5 cm long.



- 4 Tick two horizontal lines on the gate.



- 5 Tick three vertical lines on the chair.



6 Here are some flags.

a) Circle the flags that have horizontal stripes.



b) Circle the flags that have vertical stripes.



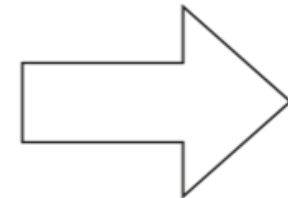
c) Is the statement true or false?

This flag has vertical and horizontal stripes.



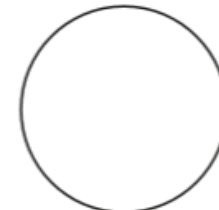
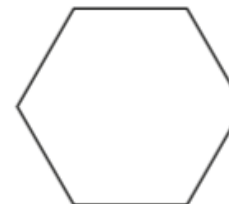
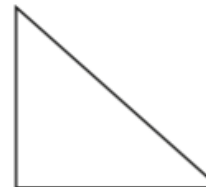
7 Tick the shapes that have a vertical line of symmetry.

Draw on the shapes to show the line of symmetry.



8 Tick the shapes that have a horizontal line of symmetry.

Draw on the shapes to show the line of symmetry.



Horizontal and vertical

- 1 Circle the line that is horizontal.



- 2 Circle the line that is vertical.



- 3 Use a ruler to draw the lines.

- a) Draw a horizontal line 5 cm long.



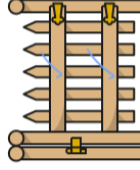
- b) Draw a line that is not horizontal or vertical.



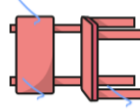
- c) Draw a vertical line 5 cm long.



- 4 Tick two horizontal lines on the gate.




- 5 Tick three vertical lines on the chair.




© White Rose Maths 2020

- 6 Here are some flags.

- a) Circle the flags that have horizontal stripes.



- b) Circle the flags that have vertical stripes.



- c) Is the statement true or false?

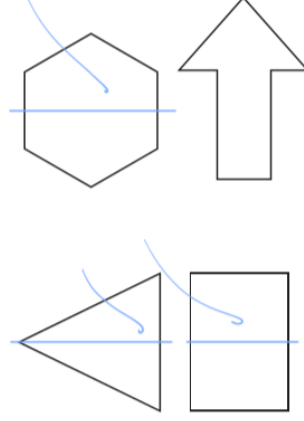
This flag has vertical and horizontal stripes.



false

- 7 Tick the shapes that have a vertical line of symmetry.

Draw on the shapes to show the line of symmetry.



- 8 Tick the shapes that have a horizontal line of symmetry.

Draw on the shapes to show the line of symmetry.

